

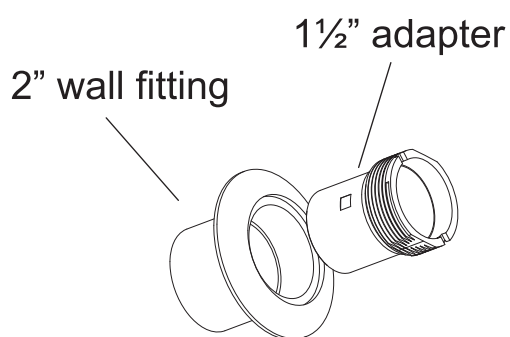


# HAYWARD®

1006282 RevA

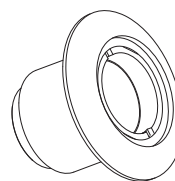
## GXL2INADP5PAK

1




2

Thread adapter  
into wall fitting

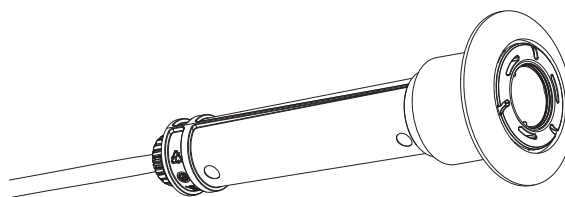


3



Insert Accent light  
into adapter

4



Using the tool that came with  
the Accent light, handtighten the  
light face until snug

Hayward Industries  
1415 Vantage Park Dr., Suite 400  
Charlotte, NC 28203  
Phone: (908) 355-7995  
[www.hayward.com](http://www.hayward.com)